

---

# 2022 DPAC Parent & Caregiver Survey

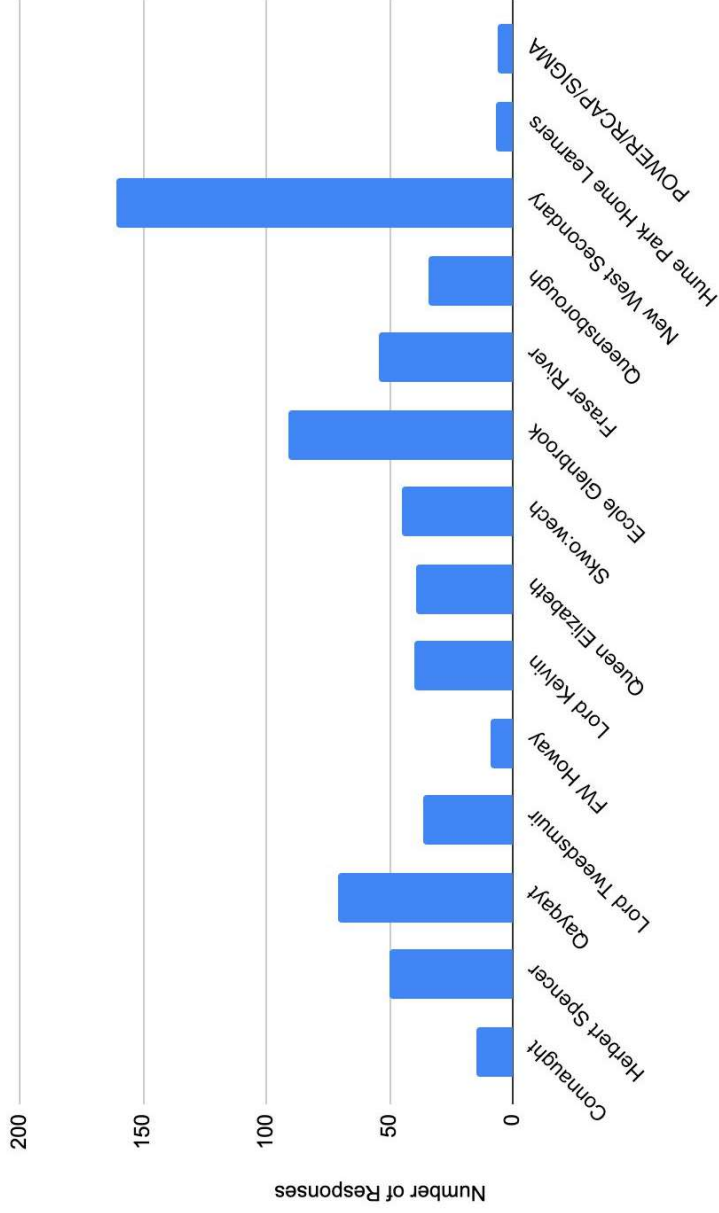
— Preliminary Results —

---

5 December, 2022  
DPAC - SD40 Board Collaboration Meeting

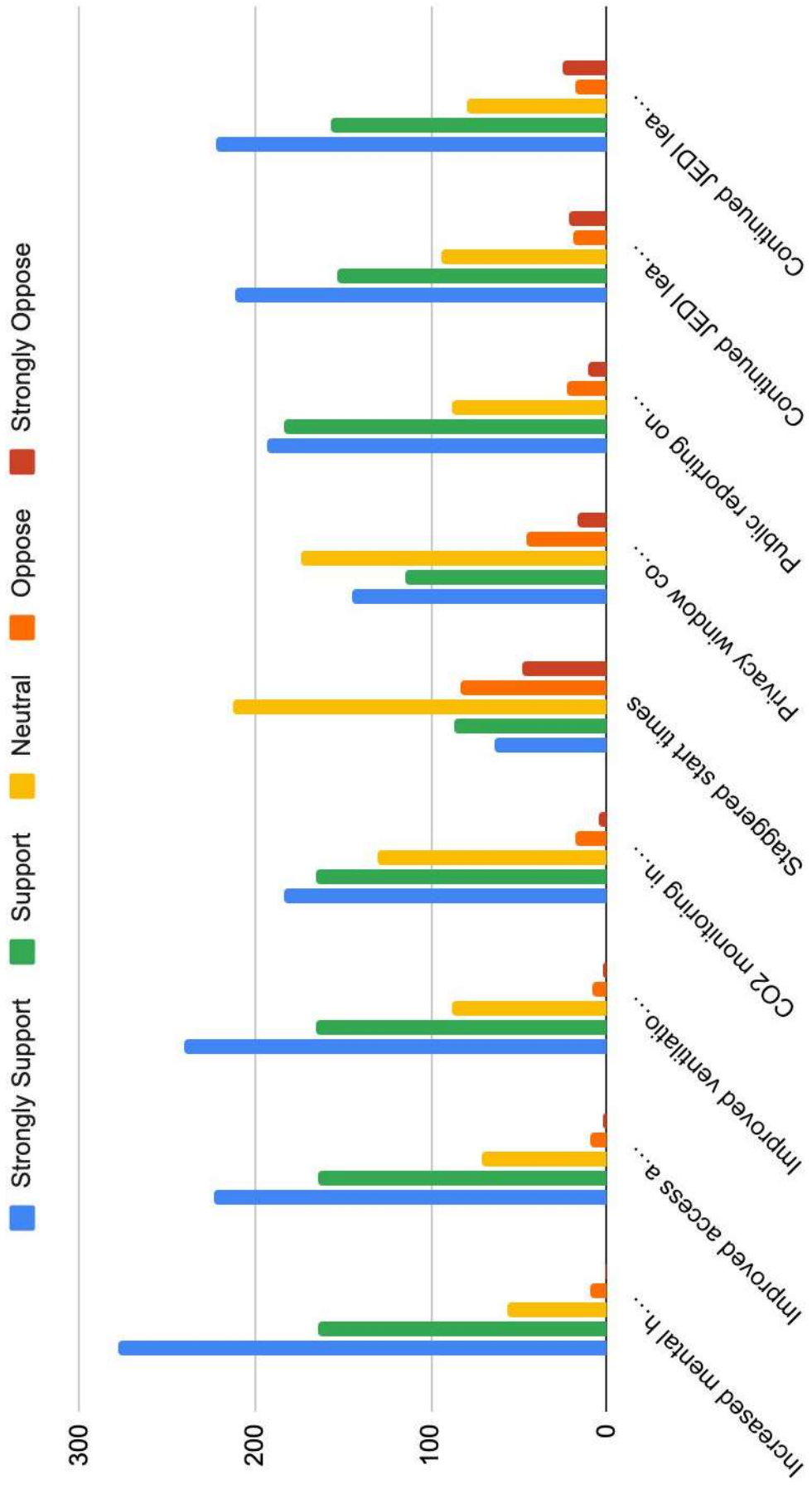
# Representation in Survey Responses

Response Per School



- 509 responses total
- 9.0% average response rate per school
- HPHL and alternative programs are under-represented
- 9.3% approximate response rate for district

## Student Safety & Wellness Responses

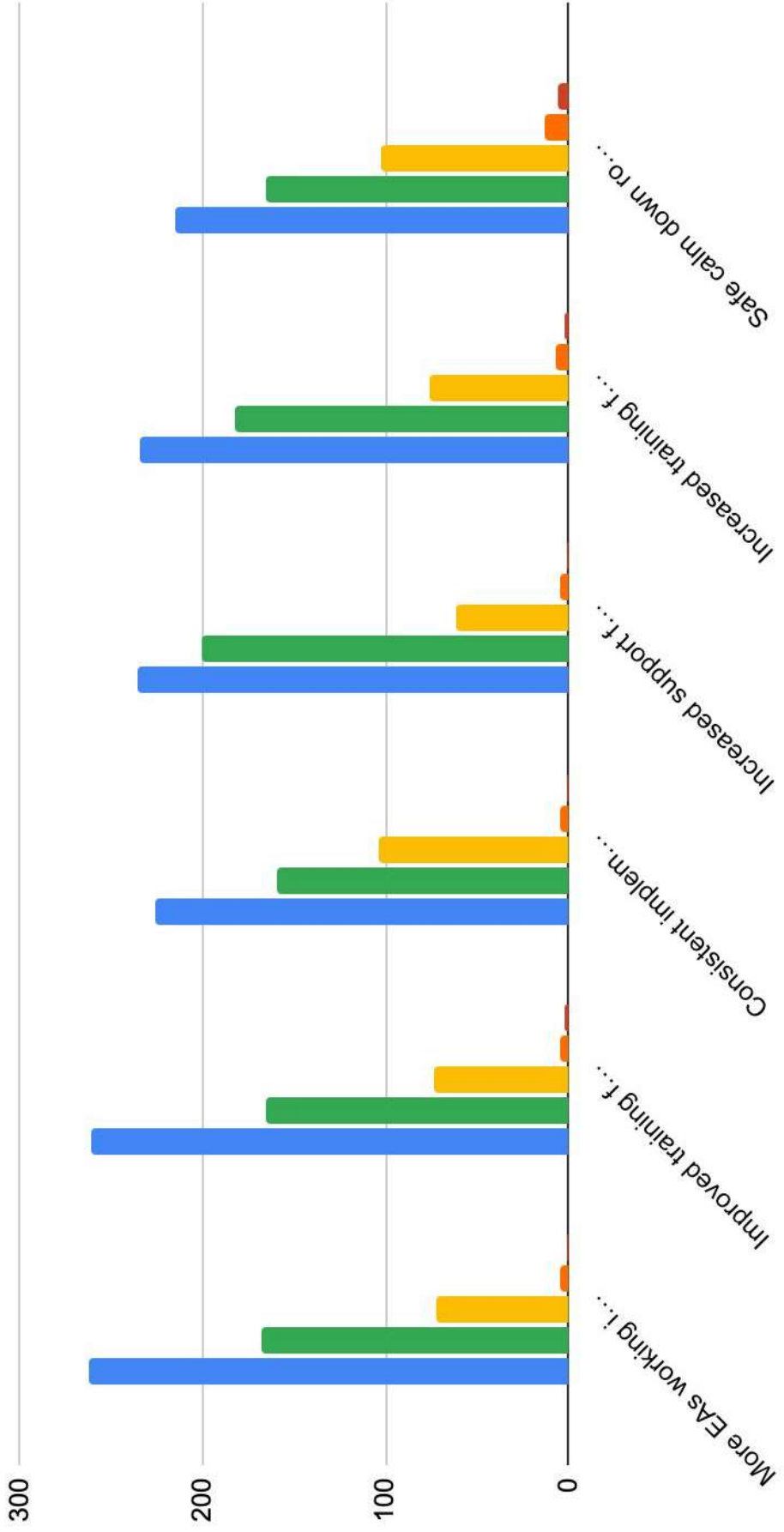


# Student Safety & Wellness Responses - Comments

- 92 individual comments from 509 survey responses
- Most common topics in individual comments (in order of frequency):
  - Reinstatement of CYLO program
  - Bathrooms & general safety concerns at NWSS, many mentions of vaping/violence/vandalism
  - Bullying and harassment
  - Air quality and COVID concerns
  - Racism
- Select comments on:
  - Communication of healthy eating
  - Anti-racism messaging in schools
  - Safety through community building
- A not-insignificant number of comments that are anti-SOGI in schools and anti sexual health education curriculum in schools

## Diverse Learners & Learning Supports Responses

■ Strongly Support  
 ■ Support  
 ■ Neutral  
 ■ Oppose  
 ■ Strongly Oppose

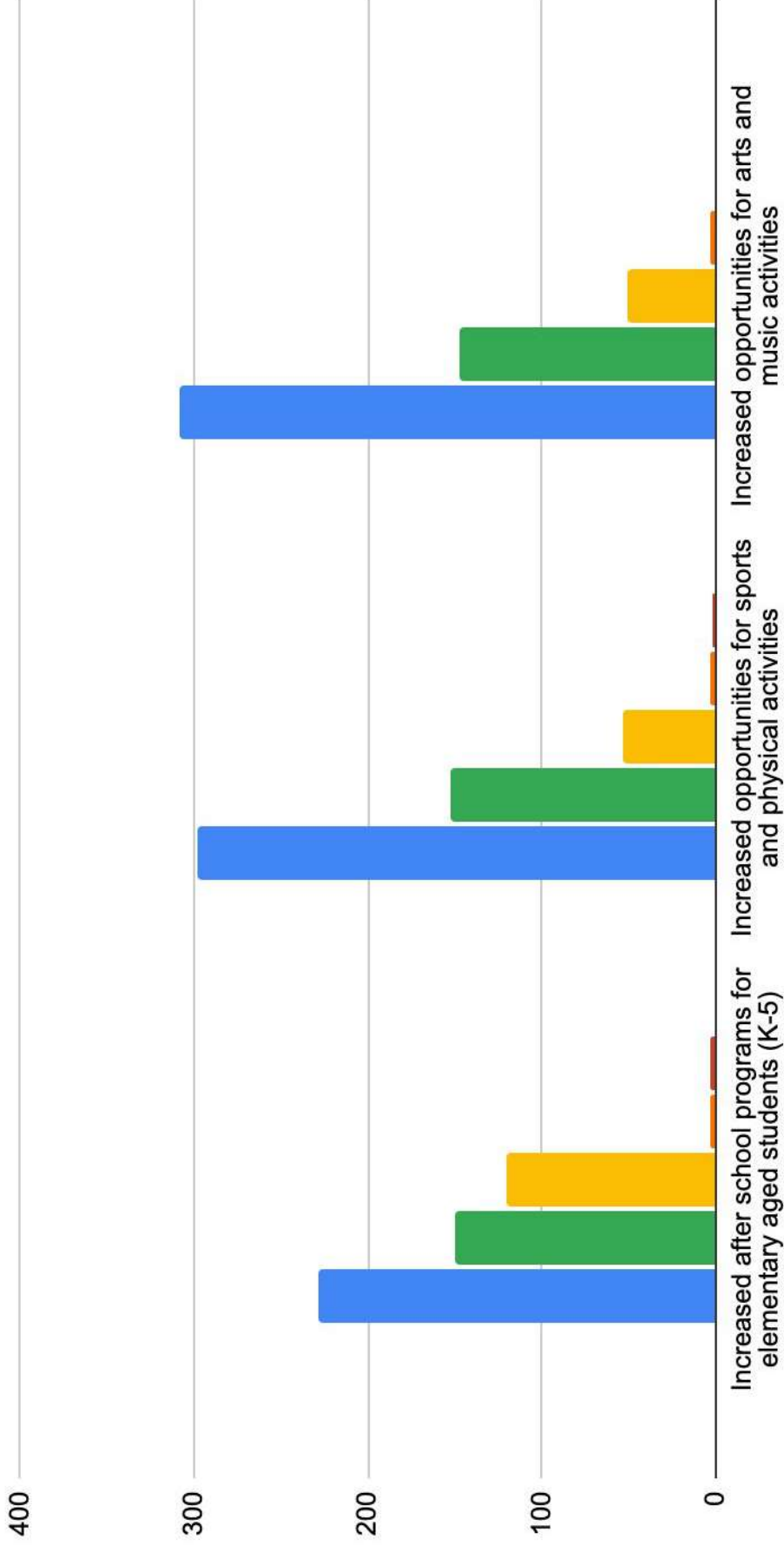


# Diverse Learners & Supports Responses - Comments

- 57 individual comments from 509 survey responses
- Most common topics in individual comments (in order of frequency):
  - More EAs/resource teachers, more funding
  - Support for families navigating IEP implementation/diagnosis
  - More/improved communication for families of students with learning supports
- Select comments on:
  - Glass walls in NWSS
  - Neurodiverse teaching training
  - Parent advocacy & parent support
- Pro-segregation of neurodiverse students comments

## Curricular and Extra-Curricular Responses

■ Strongly Support  
 ■ Support  
 ■ Neutral  
 ■ Oppose  
 ■ Strongly Oppose



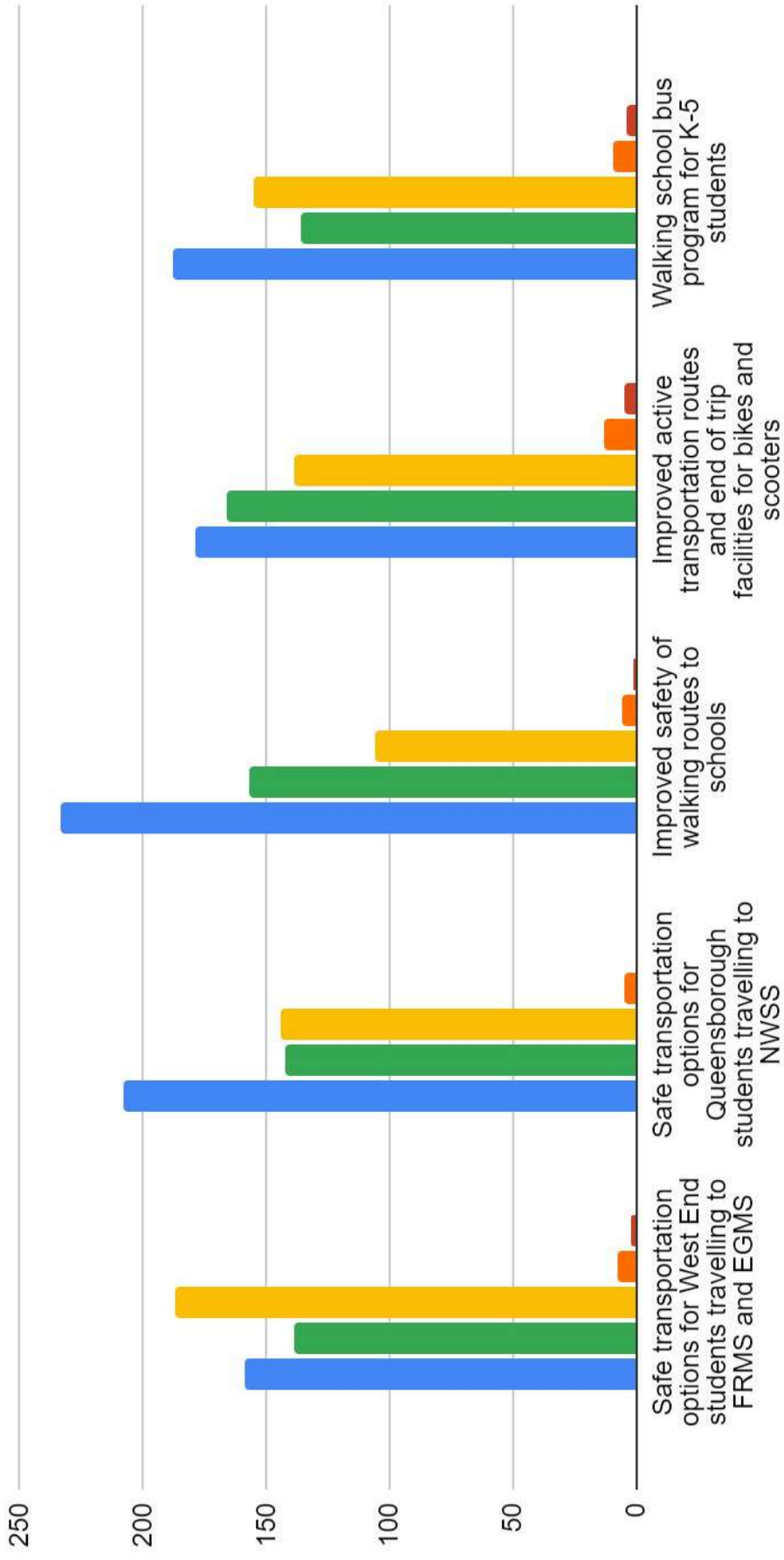
# Curriculars, Extra-Curriculars Responses - Comments

- 72 individual comments received from 509 survey responses
- Most common topics in individual comments (in order of frequency):
  - Lack of access/options and equity in access to after school programming
  - Music within the curriculum, not as an extra-curricular
  - More sports options, especially for girls
- Select comments on:
  - Lack of music program at Howay
  - Academic programs for gifted students
  - Dedicated PhysEd teachers
  - Collaboration with CNW to provide after school programming
  - Lack of textbooks at NWSS



# Transportation Responses

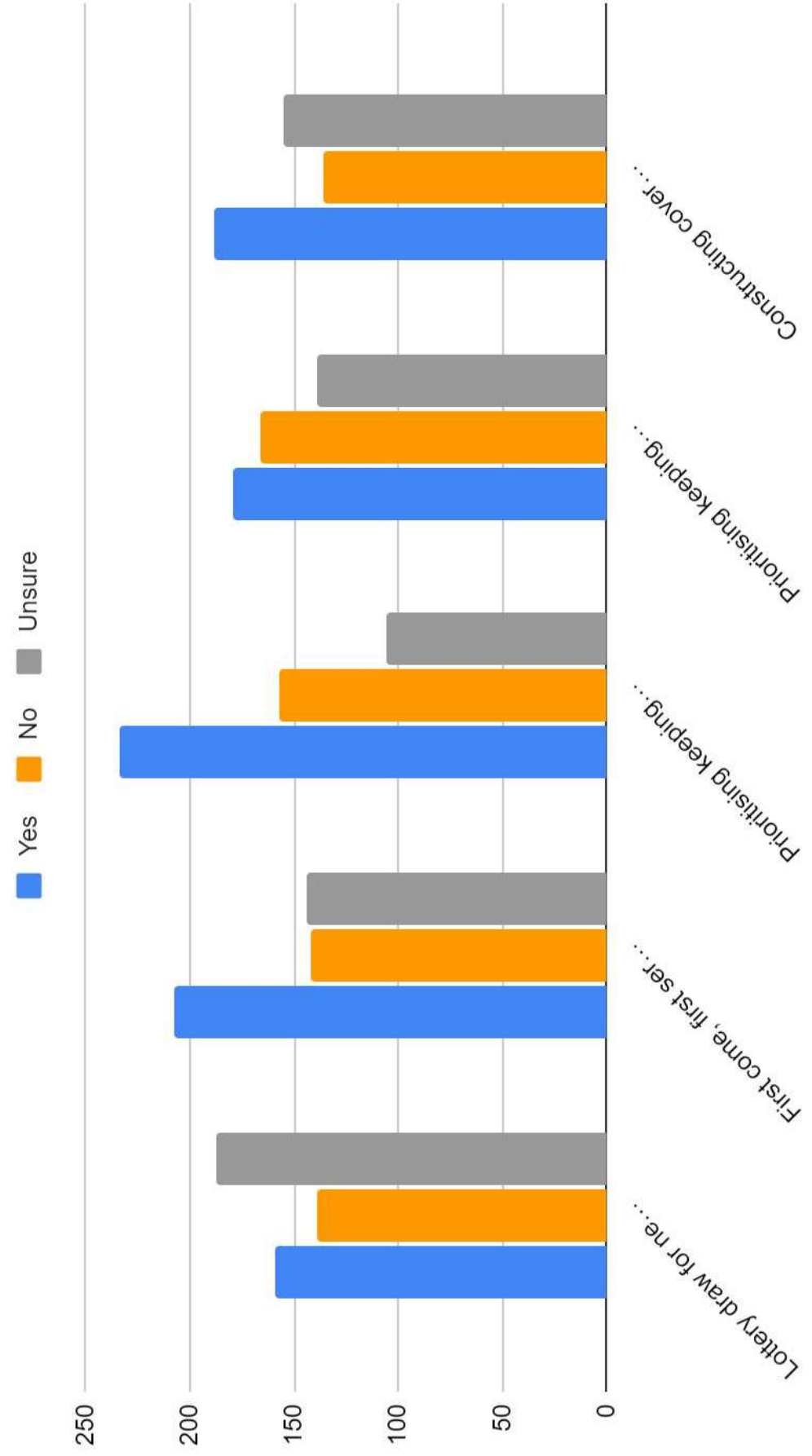
■ Strongly Support  
 ■ Support  
 ■ Neutral  
 ■ Oppose  
 ■ Strongly Oppose



# Transportation - Comments

- 66 individual comments received from 509 survey responses
- Most common topics in individual comments (in order of frequency):
  - NWSS transit & transportation
  - Vehicle safety enforcement around schools from CNW
  - “School Streets” or car free zones
  - Cycling safety and facilities
  - Bus for West End students attending FRMS/EGMS
  - Pedestrian safety
- Select comments on:
  - Transit frequency for out-of-catchment students
  - NWSS - QB transit

# Capacity and Overcrowding Actions Responses



# Capacity and Overcrowding Actions - Comments

- 84 individual comments received from 509 survey responses
- Most common topics in individual comments (in order of frequency):
  - The status quo for designing and building new schools is not working for us, and overcrowding in schools is negatively impacting students & causing safety concerns
  - Collaboration with CNW
  - Use of portables, portable condition, loss of outdoor play space
- Select comments on:
  - Lockers, bathrooms, safety at NWSS
  - Portables at FRMS
  - Population estimates for new school builds
  - Loss of community spaces in schools

“All kids in New West have a right to go to the school in their neighborhood.”