

COVID-19: Monthly Update

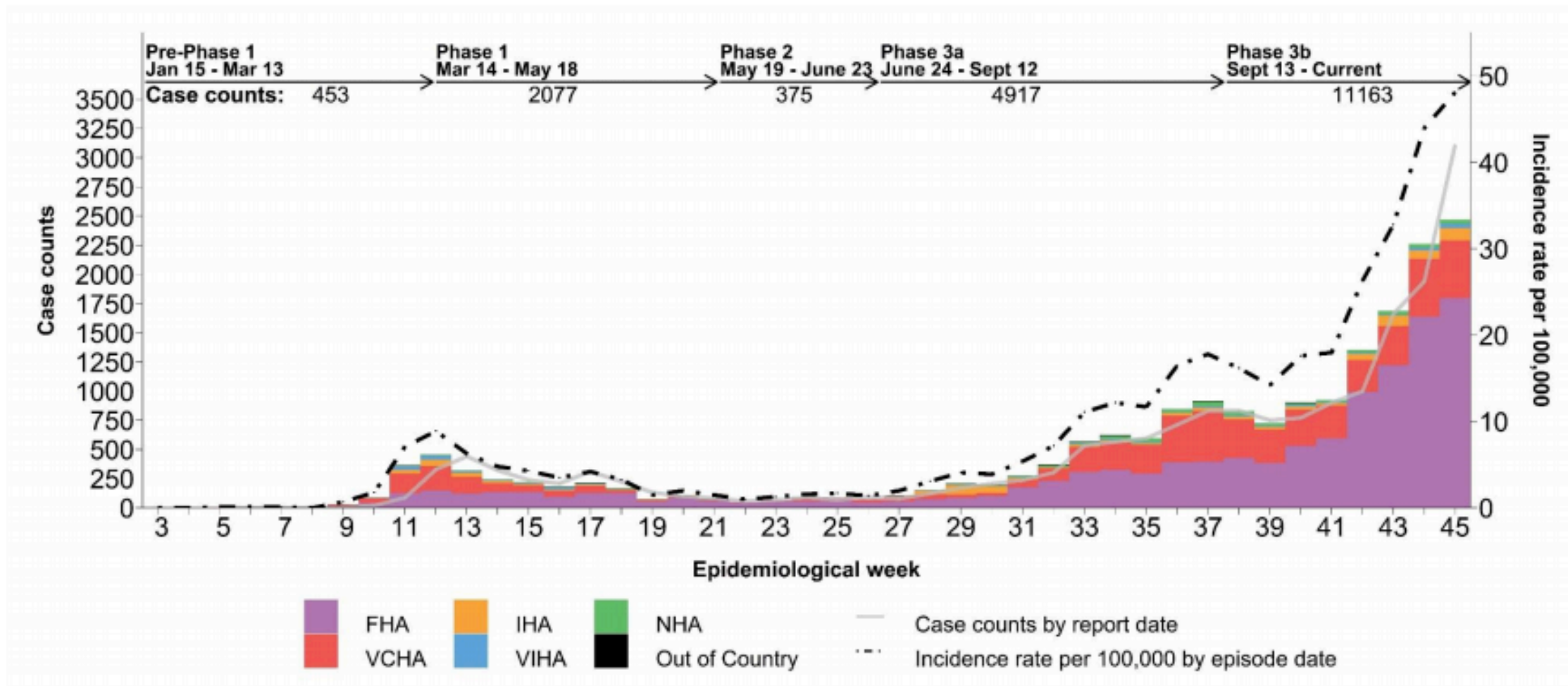
Karim Hachlaf
November 19, 2020



New
Westminster
Schools

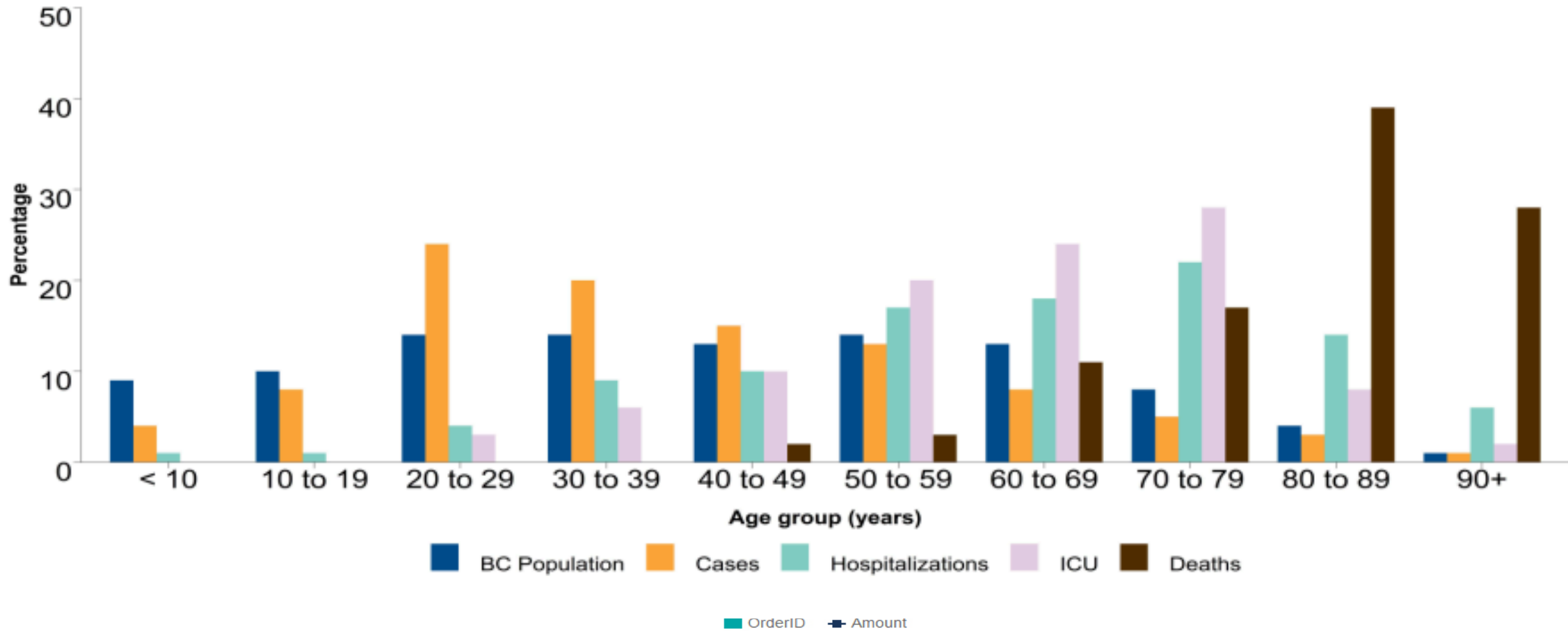
Provincial Review

Epidemic Curve, COVID-19 Cases in BC by Reported Date January 15 – November 7, 2020



BC PHO – FALL MODELLING PRESENTATION (NOVEMBER 12, 2020)

Percentage Distribution of COVID-19 Cases, Hospitalizations, ICU Admissions and Deaths by Age, Compared to BC Population



BC PHO – FALL MODELLING PRESENTATION (NOVEMBER 12, 2020)

Most School-aged Children (5-18 Years) With Symptoms Do Not Have COVID-19



COVID cases and schools

1. 700,000+ students and educators are back to school
2. Some students, educators and staff have tested COVID +
3. Like earlier in the pandemic, school-aged children still <10% of cases



COVID testing in children and youth

1. Testing rates have increased:



2. 6.4 in 10 tests now spit and gargle



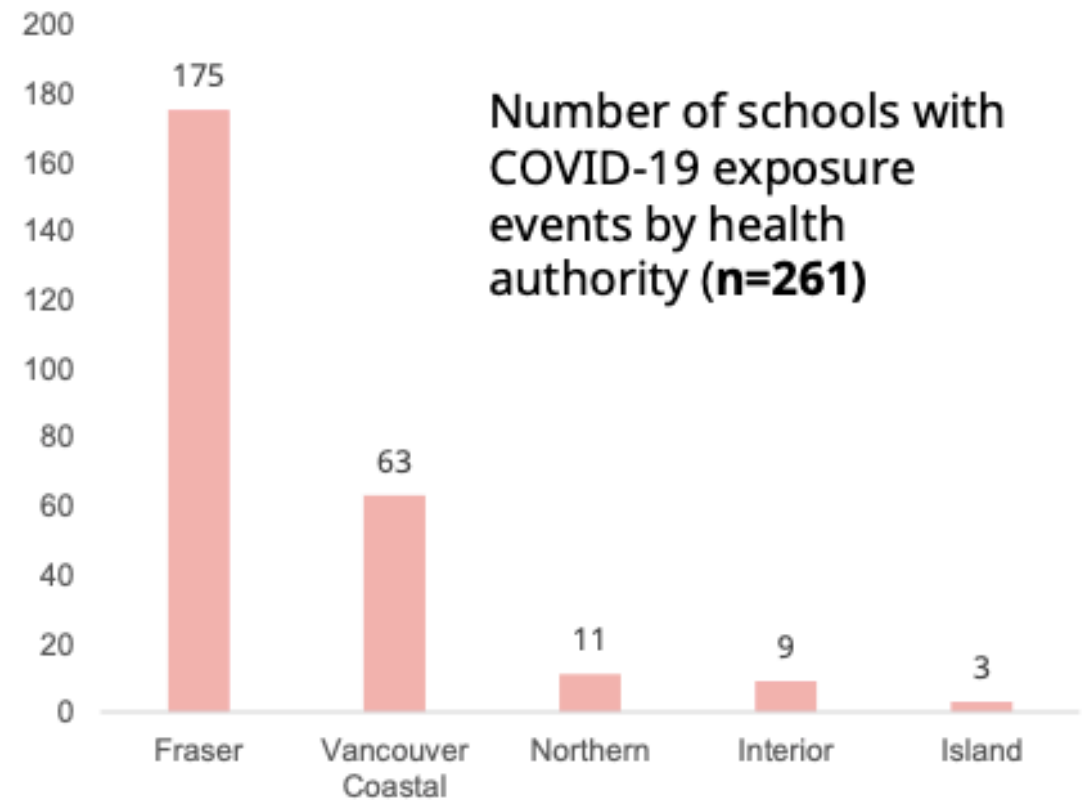
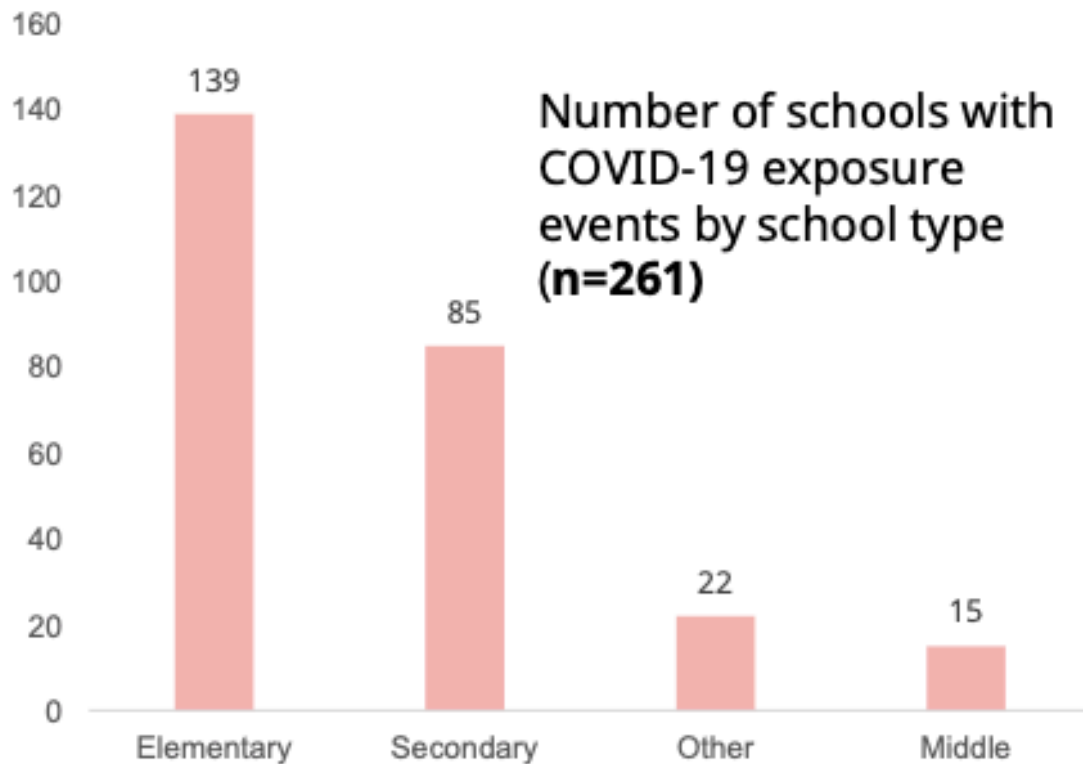
3. Only 17 in 1000 tests are COVID +

17

983

COVID-19 Exposures in a School Setting

As of Nov. 5, there have been 261 school exposures in BC's 1,942 schools. More than three quarter of BC schools are elementary schools. That means around 9 in 10 schools have not had a school exposure. The exposures represent both students and adults in the school community.



Updated Health and Safety Measures: November 19 – Dec.7

- **MASK MANDATE FOR INDOOR PUBLIC SPACES AND RETAIL ENVIRONMENTS (DOES NOT APPLY TO SCHOOLS)**
- **MAINTAIN SOCIAL INTERACTIONS ONLY WITHIN YOUR IMMEDIATE HOUSEHOLD**



Local Context

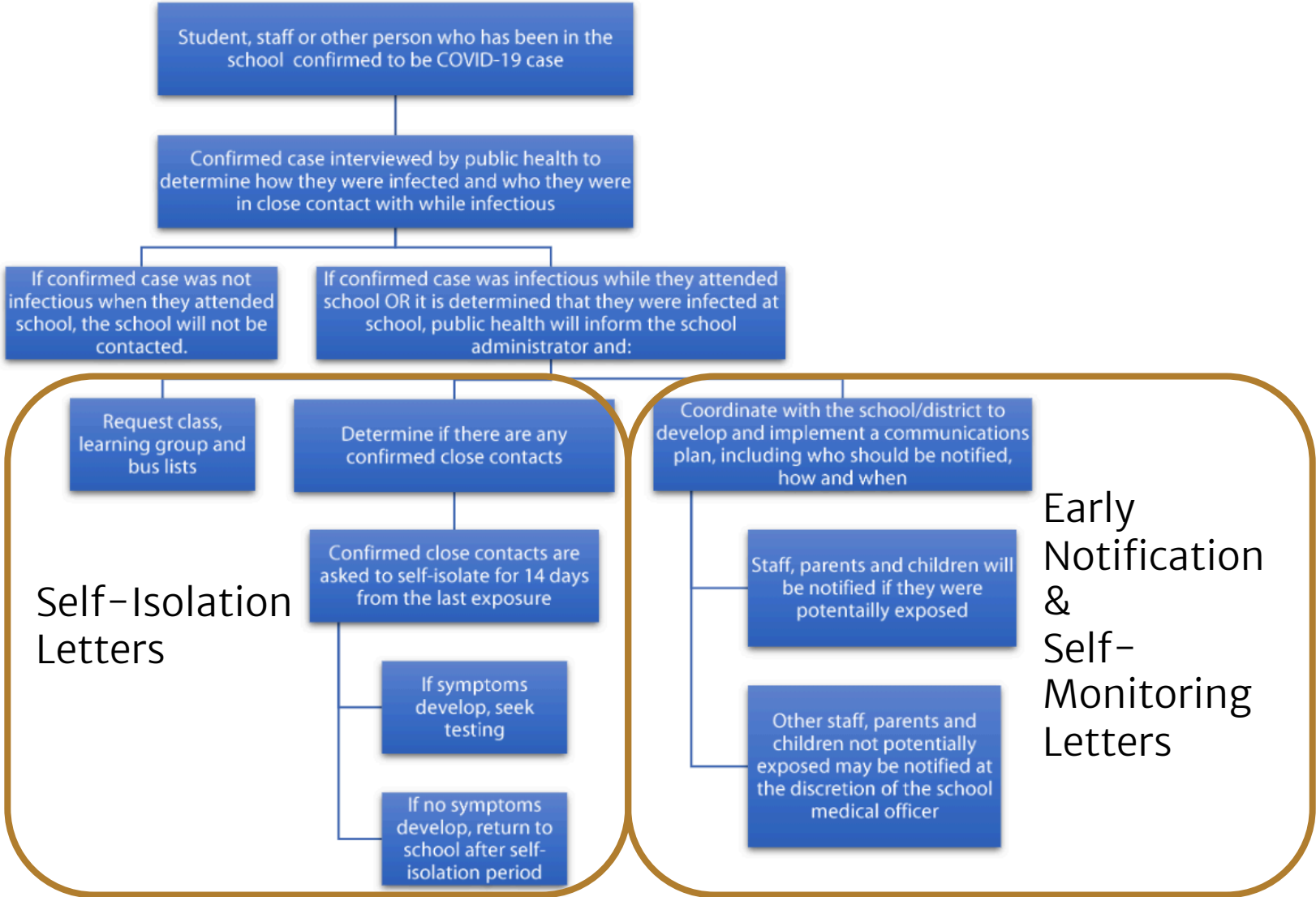
COVID-19 Communication

EARLY NOTIFICATION PROCESS

- Increased number of cases within community is creating an impact.
- School District continues to issue notices on behalf of Fraser Health the same day they are received.
- Process revisions with future communication.



Figure A: Public Health Actions in Response to Confirmed Case of COVID-19 in a School



Confirmed close contacts are determined based on the length of time of exposure and nature of the interaction. **Only public health can determine who is a close contact.**

New Westminster Schools: COVID-19

Early Notification Letter	Date sent to community
QMS (1)	Sept. 28
GMS (1)	Oct. 26
McBride (1)	Nov. 18
FRMS (2)	Sept. 21; Oct. 17
QE (2)	Nov.10; Nov. 13
Lord Tweedsmuir (4)	Sept. 28; Oct. 9; Oct. 10; Nov. 18
NWSS (6)	Sept. 21; Oct. 26 (A) & (B); Nov. 4; Nov. 9, Nov.18
Self-Monitor Letter	Date sent to community
Queen Elizabeth (1)	Nov. 13
Lord Tweedsmuir (3)	Sept. 29; Nov.9; Nov. 12
NWSS (4)	Oct. 26; Nov.9; Nov.11A; Nov.11B

Impact of new learning models

IMPACT OF REMOTE LEARNING ON ALL LEARNERS:

- ISOLATION & MENTAL HEALTH
- EQUITY & ACCESS



K-8 Online Learning



Average Class Size

		SCHOOL YEAR					
		2015 -2016	2016 -2017	2017 -2018	2018 -2019	2019 -2020	2020* -2021
GRADE	Kindergarten	21.1	21.2	18.1	18.6	17.7	17.4
	Grades 1 – 3	22.5	22.8	20.0	20.3	20.2	18.8
	Grades 4 – 7	26.3	26.7	25.8	25.6	25.9	23.8
	Grades 8 – 12	24.1	24.4	23.0	23.3	23.4	23.1

K-12 Schools are in

Remote learning for all

Remote learning with exceptions

In-class & remote learning

Learning groups: full-time in-class

Learning as usual: full-time in-class

Stage 5

Stage 4

Stage 3

Stage 2

Stage 1